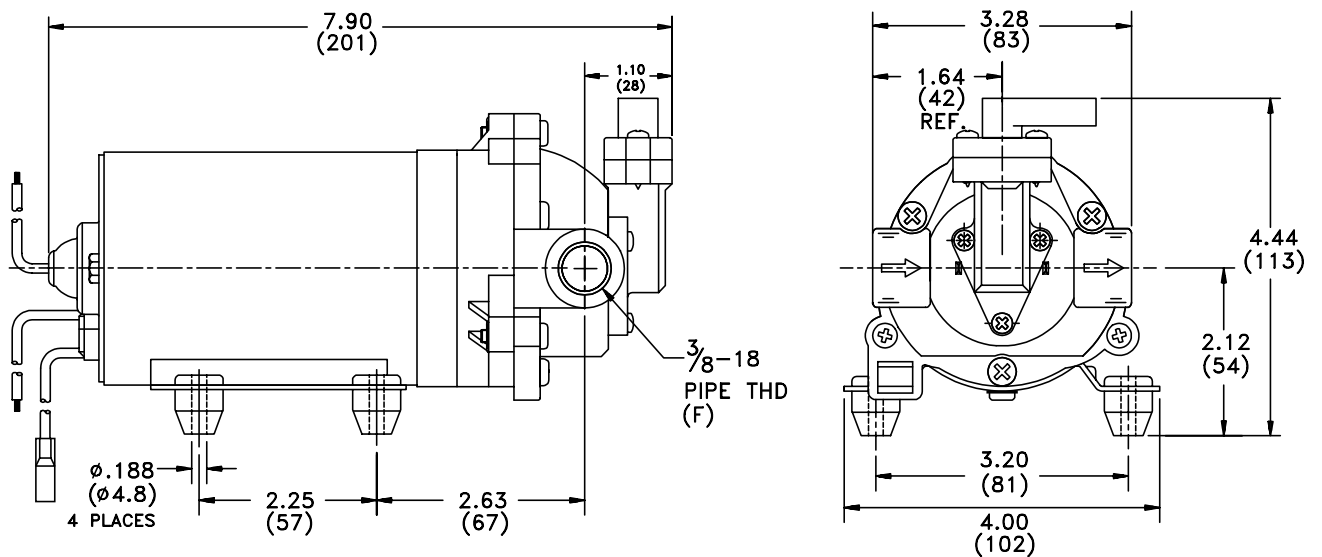


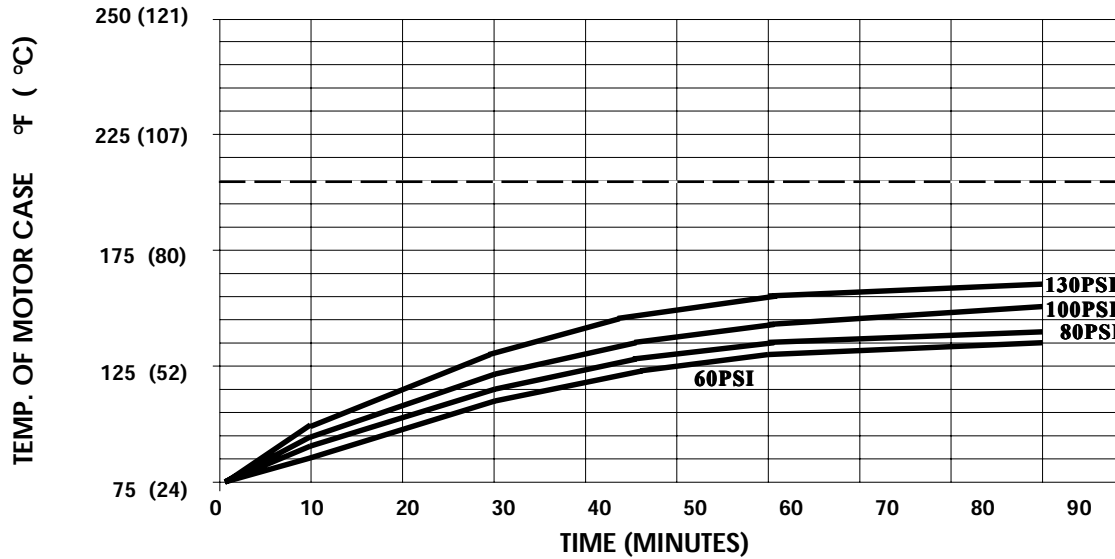
SPECIFICATIONS:

- MODEL NUMBER:** 8000-812-639
- PUMP DESIGN:** Positive Displacement 3 Chamber Diaphragm Pump
- CAM:** 2.5 Degree
- MOTOR:** Permanent Magnet, P/N 11-150-10, Thermally Protected
- VOLTAGE:** 115 VAC Nominal
- PRESSURE SWITCH:** None
- LIQUID TEMPERATURE:** 180 Degrees Fahrenheit (82 Degrees Centigrade) Max.
- PRIME:** Self-Priming Up To 10 Ft. Vertical,
Max. Inlet Pressure 30 PSI (2.1 Bar)
- PORTS:** 3/8"-18 NPT Female
- MATERIAL OF CONSTRUCTION:**
 - PLASTICS-** Nylon
 - VALVES-** Viton
 - DIAPHRAGM-** Santoprene
 - FASTENERS-** Zinc Plated Steel
- NET WEIGHT:** 4.8 Lbs (2.17 Kg)
- DUTY CYCLE:** Intermittent (See Temperature Rise Chart)
- TYPICAL APPLICATIONS:** Soil Extraction
- BYPASS:** External Adjustable to 150 PSI Max.

DIMENSIONS:



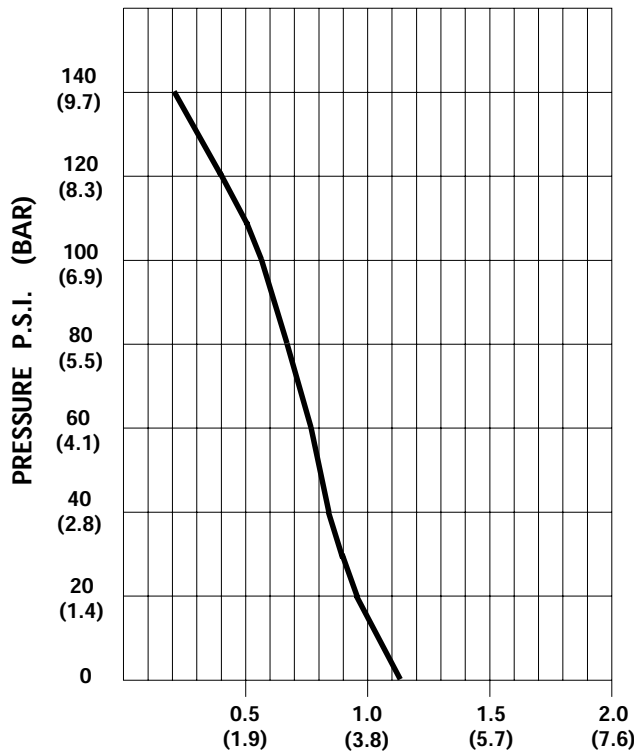
TEMPERATURE RISE



THIS GRAPH IS FOR USE AS A DESIGN GUIDE. IT IS BASED ON RUNNING CONTINUOUSLY WITH AN AMBIENT TEMPERATURE OF 70° F IN STILL AIR. THE THERMAL BREAKER WILL OPEN WHEN THE CASE TEMPERATURE REACHES 205° F.

[----- TRIP POINT OF THERMAL PROTECTOR]

TYPICAL PERFORMANCE



PRESSURE (PSI)	FLOW (GPM/LIT)	RPM MIN/MAX	CURRENT (AMPS)	VOLTAGE (VOLTS)
OPEN	1.13/4.2	2240/2310	0.29	115 VAC
10	1.09/4.1	2180/2210	0.35	"
20	0.96/3.6	2115/2145	0.39	"
30	0.90/3.4	2055/2085	0.43	"
40	0.84/3.2	2015/2035	0.48	"
50	0.81/3.1	1970/1985	0.51	"
60	0.77/2.9	1920/1940	0.55	"
70	0.72/2.7	1890/1900	0.59	"
80	0.68/2.6	1850/1860	0.62	"
100	0.57/2.1	1780/1790	0.69	"
120	0.36/1.4	1715/1725	0.76	"
140	0.21/0.8	1600/1670	0.85	"

FLOW - GALLONS PER MINUTE (LITERS PER MINUTE)

-SPECIFICATIONS SUBJECT TO CHANGE WITHOUT NOTICE.

-ALL DATA BASED ON TESTING WITH WATER.