

SPECIFICATIONS:

MODEL NUMBER: 2088-594-154

PUMP DESIGN: Positive Displacement 3 Chamber Diaphragm Pump

CHECK VALVE: (1-Way Operation) Prevents Reverse Flow

CAM: 3.0 Degree

MOTOR: Permanent Magnet, P/N 11-150-10, Thermally Protected

VOLTAGE: 115 VAC Nominal

PRESSURE SWITCH: Adjustable from 30 to 50 PSI. Factory Set @ 45 PSI Shut-Off,
Turn On 25 ± 5 PSI

LIQUID TEMPERATURE: 130 Degrees Fahrenheit (54 Degrees Centigrade) Max.

PRIME: Self-Priming Up To 9.0 Ft. Vertical,
Max. Inlet Pressure 30 PSI (2.1 Bar)

PORTS: 1/2" - 14 Male Parallel Thread

MATERIAL OF CONSTRUCTION:

PLASTICS- Polypropylene

VALVES- Santoprene

DIAPHRAGM- Santoprene

FASTENERS- Zinc Plated Steel

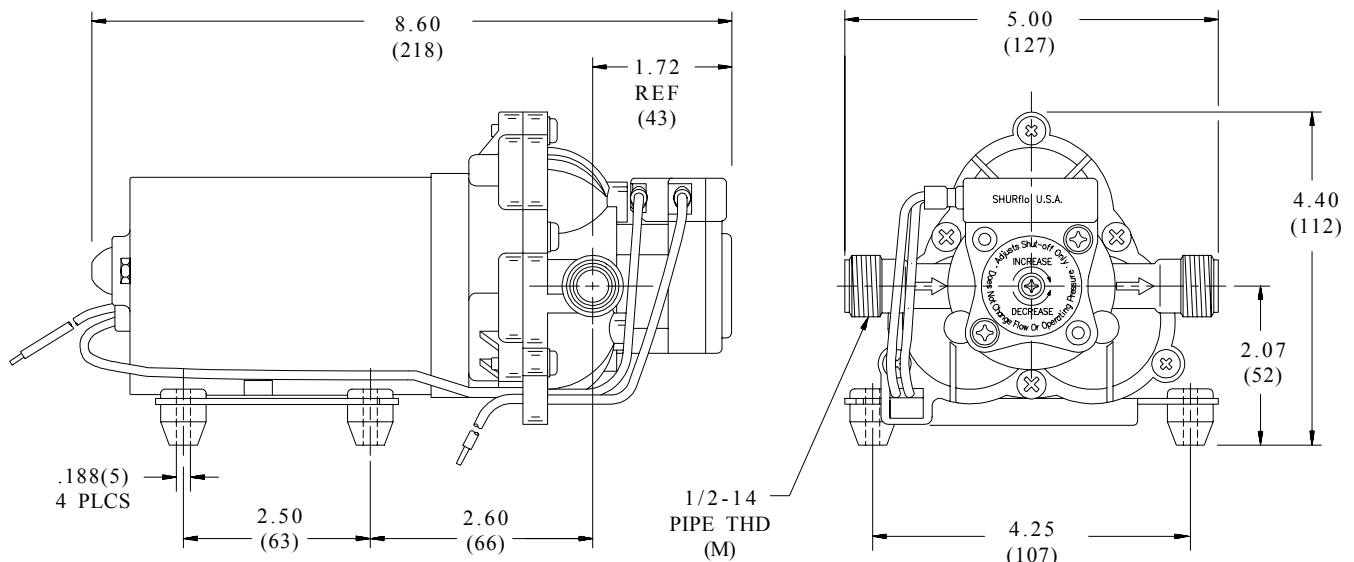
NET WEIGHT: 5.1 Lbs (2.31 Kg)

DUTY CYCLE: Intermittent (See Temp. Rise Chart)

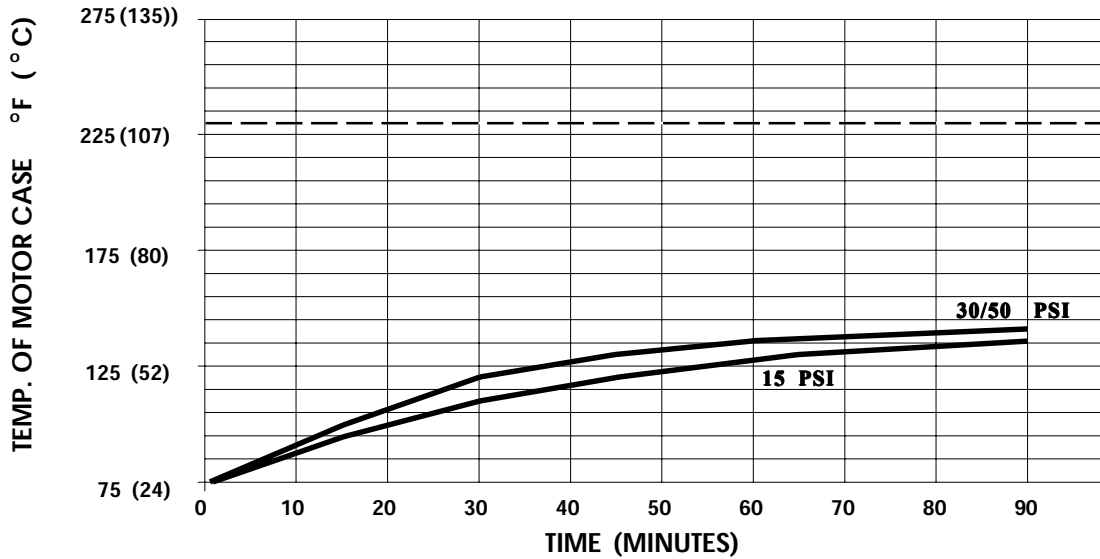
TYPICAL APPLICATIONS: Water Delivery

APPROVALS: NSF Listed, UL/CSA Recognized Component

DIMENSIONS:



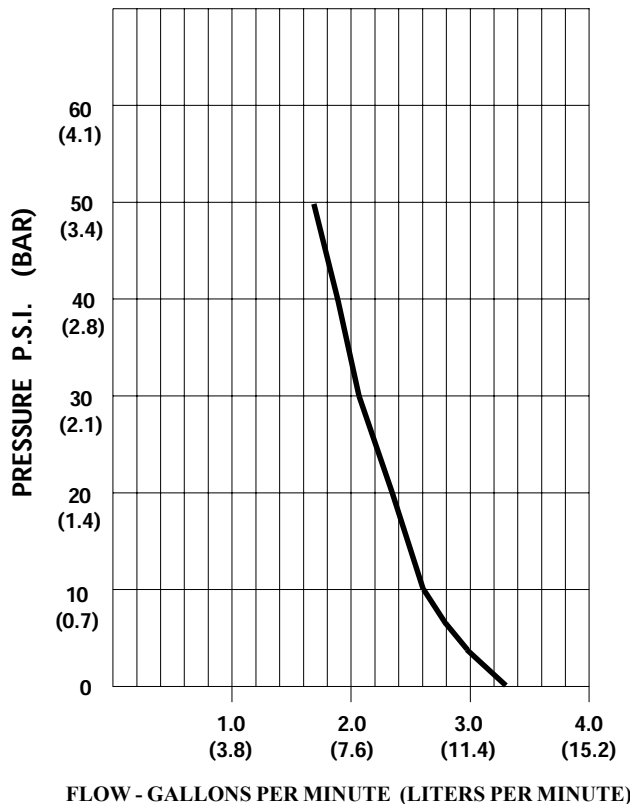
TEMPERATURE RISE



THIS GRAPH IS FOR USE AS A DESIGN GUIDE. IT IS BASED ON RUNNING CONTINUOUSLY WITH AN AMBIENT TEMPERATURE OF 75° F IN STILL AIR. THE THERMAL BREAKER WILL OPEN WHEN THE CASE TEMPERATURE REACHES 230° F.

[---- TRIP POINT OF THERMAL PROTECTOR]

TYPICAL PERFORMANCE



PRESSURE (PSI)	FLOW (GPM/LIT)	RPM MIN/MAX	CURRENT (AMPS)	VOLTAGE (VOLTS)
OPEN	3.30/12.5	1945/1980	0.53	115 VAC
10	2.60/9.8	1890/1930	0.58	"
20	2.34/8.8	1775/1820	0.67	"
30	2.08/7.9	1670/1715	0.76	"
40	1.85/7.0	1600/1635	0.85	"
50	1.64/6.2	1550/1575	0.94	"

-SPECIFICATIONS SUBJECT TO CHANGE WITHOUT NOTICE.

-ALL DATA BASED ON TESTING WITH WATER.